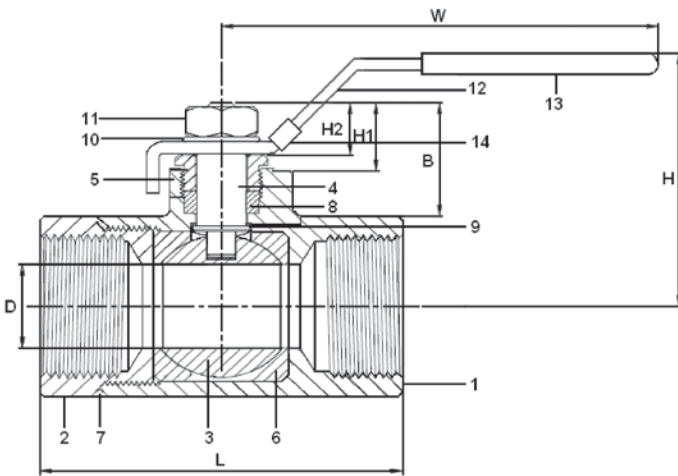
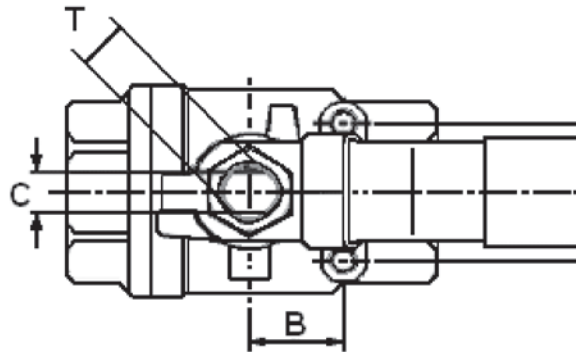


2 PIECE CARBON STEEL BALL VALVE

SERIES: COP2006WC



SPECIFICATIONS

FULL PORT
2000 W.O.G.

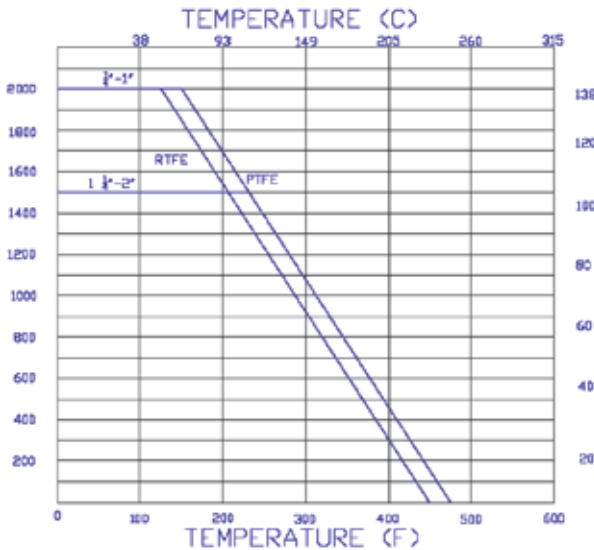
2 PIECE CAST BODY W/ MOUNTING PAD
NACE APPROVED

BLOW OUT PROOF STEM

PTFE/RPTFE SEAL AND PACKING

LOCKING HANDLE

THREADS CONFORM TO ASME B1.20.1 (NPT)



PART	MATERIAL
1	BODY ASTM A216-WCB / 1.0619(CARBON STEEL)
2	CAP ASTM A351-CF8M / 1.4408(316SS)
3	BALL ASTM A351-CF8M (316SS)
4	STEM ASTM A276-316
5	GLAND NUT AISI 304
6	BALL SEAT PTFE/RPTFE
7	BODY SEAL PTFE
8	PACKING PTFE/RPTFE
9	THRUST WASHER PTFE
10	SPRING WASHER AISI 304
11	STEM NUT AISI 304
12	HANDLE AISI 304
13	HANDLE SLEEVE PVC
14	LOCK DEVICE AISI 304

DIMENSIONS

NPS	PART #	D	L	H	H1	H2	W	S	B	C	T	TORQUE	WEIGHT
1/4"	COP2006WC02	0.4567	2.2521	1.9685	0.9843	0.4331	3.9370	1.1024	0.5512	0.1969	0.3071	22.13	0.70
3/8"	COP2006WC03	0.5000	2.2521	1.9685	0.9843	0.4331	3.9370	1.1024	0.5512	0.1969	0.3071	22.13	0.70
1/2"	COP2006WC04	0.5096	2.5108	1.9685	0.9843	0.4331	3.9370	1.1024	0.5512	0.1969	0.3071	26.55	1.15
3/4"	COP2006WC05	0.7874	2.9535	2.3622	1.2402	0.6299	4.9213	1.3780	0.8661	0.2559	0.3701	44.25	1.75
1"	COP2006WC06	0.9843	3.5531	2.7559	1.4370	0.7087	6.2992	1.3780	0.8661	0.3150	0.4252	61.95	2.20
1 1/4"	COP2006WC07	1.2598	4.0245	3.1496	1.4370	0.7087	6.2992	1.4961	0.9449	0.3150	0.4252	88.51	4.00
1 1/2"	COP2006WC08	1.4961	4.5574	3.5433	1.6732	0.8071	7.4803	1.4961	0.9449	0.3543	0.4921	132.76	5.00
2"	COP2006WC09	1.9685	5.4187	3.5433	1.6732	0.7283	7.4803	1.4961	0.9449	0.3543	0.4921	177.01	8.20

* Due to the continuous development of our products, design or construction may change without prior notice